

Scaled data based on original data using  
LM-79-08 Approved Method: Electrical and Photometric Measurements of Solid-  
State Lighting Products

Test Report Prepared for  
Cooper Lighting Solutions  
(formerly Eaton)

Brand: STREETWORKS

Report Number: P316666

Luminaire Tested: **GAN-SA2A-722-U-5MQ**

Issue Date: 3/3/2020

**Test Information**

Test Method: LM-79-08  
Report Number: P316666  
TEST IS SCALED FROM IESNA LM-79-08 TEST DATA (G2-1903-205-6)  
Test Lab: INNOVATION CENTER  
Issue Date: 3/3/2020  
Manufacturer: COOPER LIGHTING SOLUTIONS (FORMERLY EATON)  
Product Line: STREETWORKS  
Catalog Number: GAN-SA2A-722-U-5MQ  
Description: GALLEON AREA AND ROADWAY LUMINAIRE  
(2) 70 CRI, 2200K, 615mA LIGHTSQUARES WITH 16 LEDS EACH AND TYPE V MEDIUM OPTICS  
Light Source: -  
Ballast/Driver: ELECTRONIC DRIVER

**Summary**

Lumens per Lamp: N/A  
Luminaire Lumens: 7362 lumens  
Efficiency: N/A  
Efficacy: 111.5 lumens/watt  
Luminous Opening: Rectangular (W 0.5' x L: 1' x H: 0')  
IES Classification: Type V - Short  
BUG Rating: B3 - U0 - G1

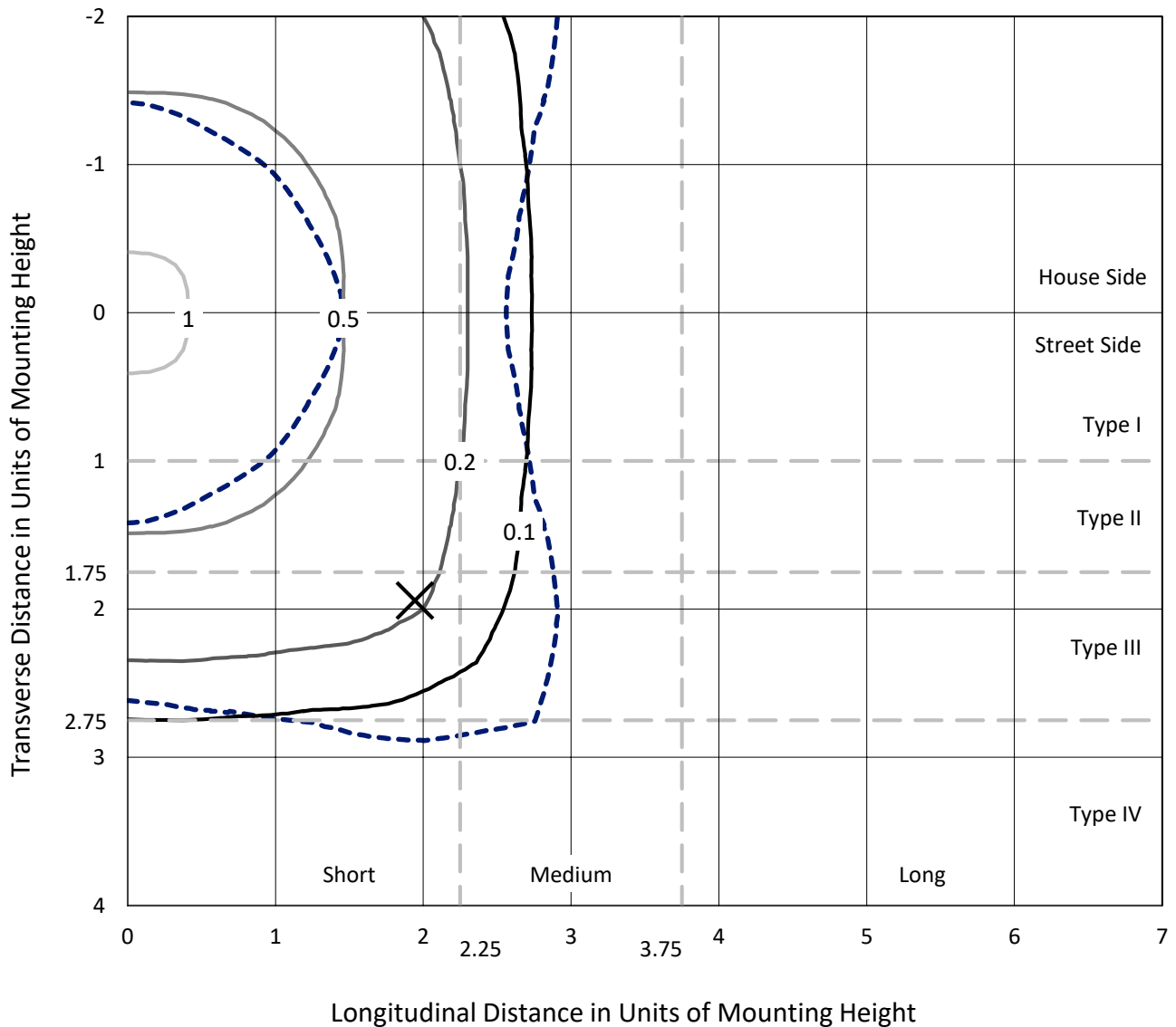
Input Watts (W): 66  
Input Voltage (V): NR  
Input Current (Ain): NR  
Voltage Rise (V): NR  
Power Factor: NR  
Total Harmonic Distortion (THDi): NR  
Frequency (hertz): 60  
Stabilization Time: NR  
Operation Time: NR  
Ambient Temperature (°C): NR  
Test Distance: 24 FT



REPORT NUMBER: P316666  
 CATALOG NUMBER: GAN-SA2A-722-U-5MQ

### Iso-Footcandle Lines of Horizontal Illumination

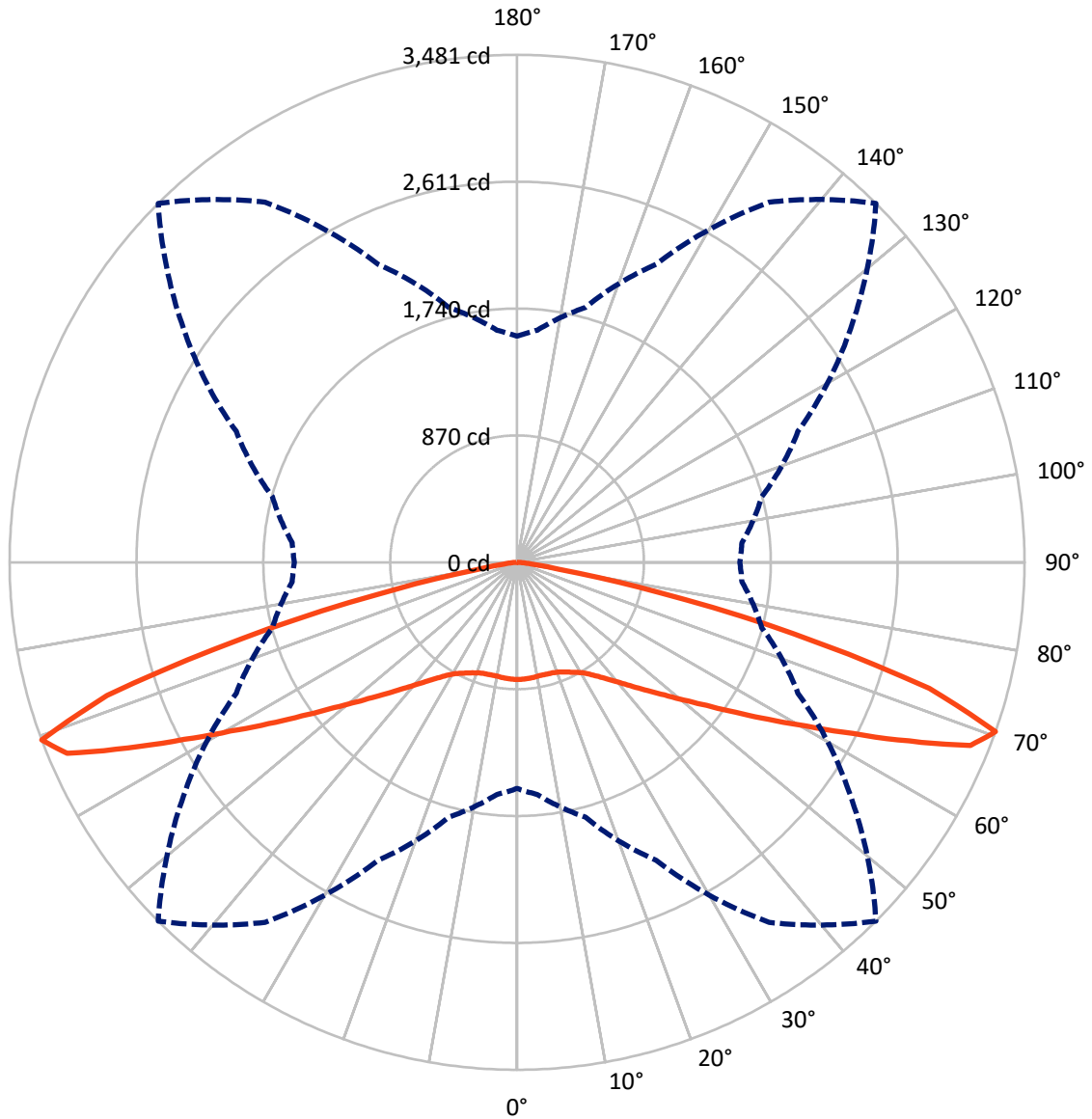
✕ Max cd  
 - - - 1/2 Max cd



Based on 25 foot mounting height. Maximum calculated value = 1.3 fc  
 Type V - Short - N/A

REPORT NUMBER: P316666  
CATALOG NUMBER: GAN-SA2A-722-U-5MQ

### Luminous Intensity Polar Plot



— Vertical Plane Through 45-Deg Lateral      - - - Horizontal Cone Through 70-Deg Vertical

REPORT NUMBER: P316666  
 CATALOG NUMBER: GAN-SA2A-722-U-5MQ

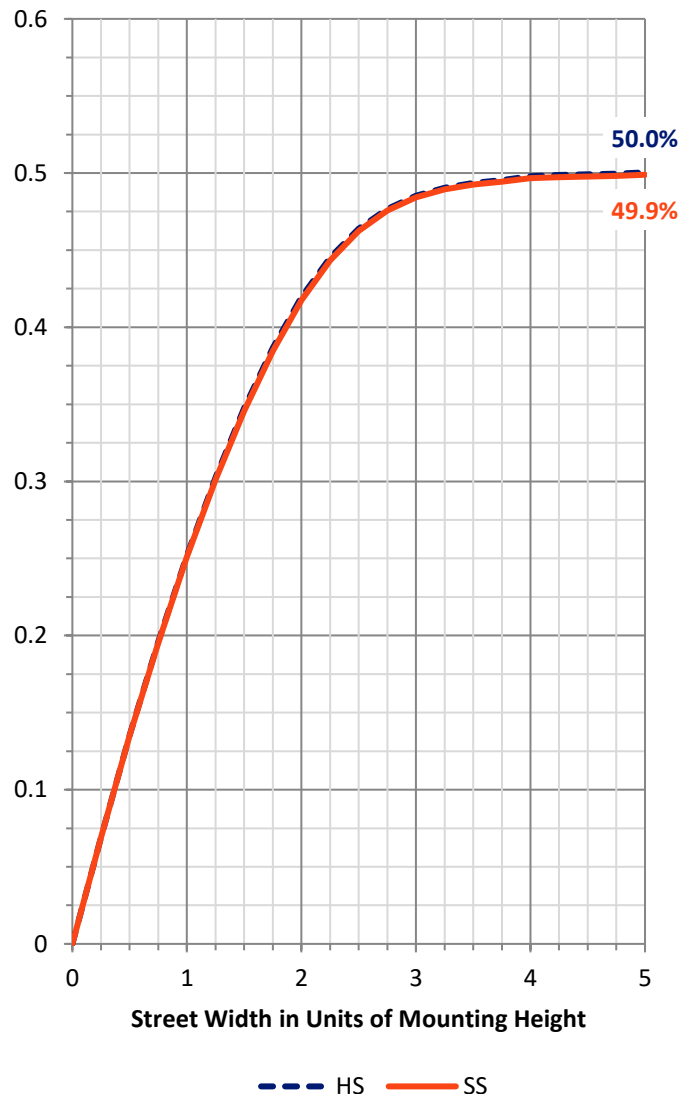
**FLUX DISTRIBUTION:**

		Downward	Upward	Total
<b>House Side</b>	Lumens	3681.0	0.0	3681.0
	% Fixture	50.0	0.0	50.0
<b>Street Side</b>	Lumens	3681.0	0.0	3681.0
	% Fixture	50.0	0.0	50.0
<b>Total</b>	Lumens	7362.0	0.0	7362.0
	% Fixture	100.0	0.0	100.0

**ZONAL LUMENS:**

Zone	Lumens	% Fixture
0°-10°	76.2	1.0
10°-20°	223.6	3.0
20°-30°	380.6	5.2
30°-40°	603.6	8.2
40°-50°	982.2	13.3
50°-60°	1619.5	22.0
60°-70°	2377.5	32.3
70°-80°	1051.3	14.3
80°-90°	47.6	0.6
90°-100°	0.0	0.0
100°-110°	0.0	0.0
110°-120°	0.0	0.0
120°-130°	0.0	0.0
130°-140°	0.0	0.0
140°-150°	0.0	0.0
150°-160°	0.0	0.0
160°-170°	0.0	0.0
170°-180°	0.0	0.0
0°-90°	7362.0	100.0
0°-180°	7362.0	100.0

**Coefficient of Utilization**



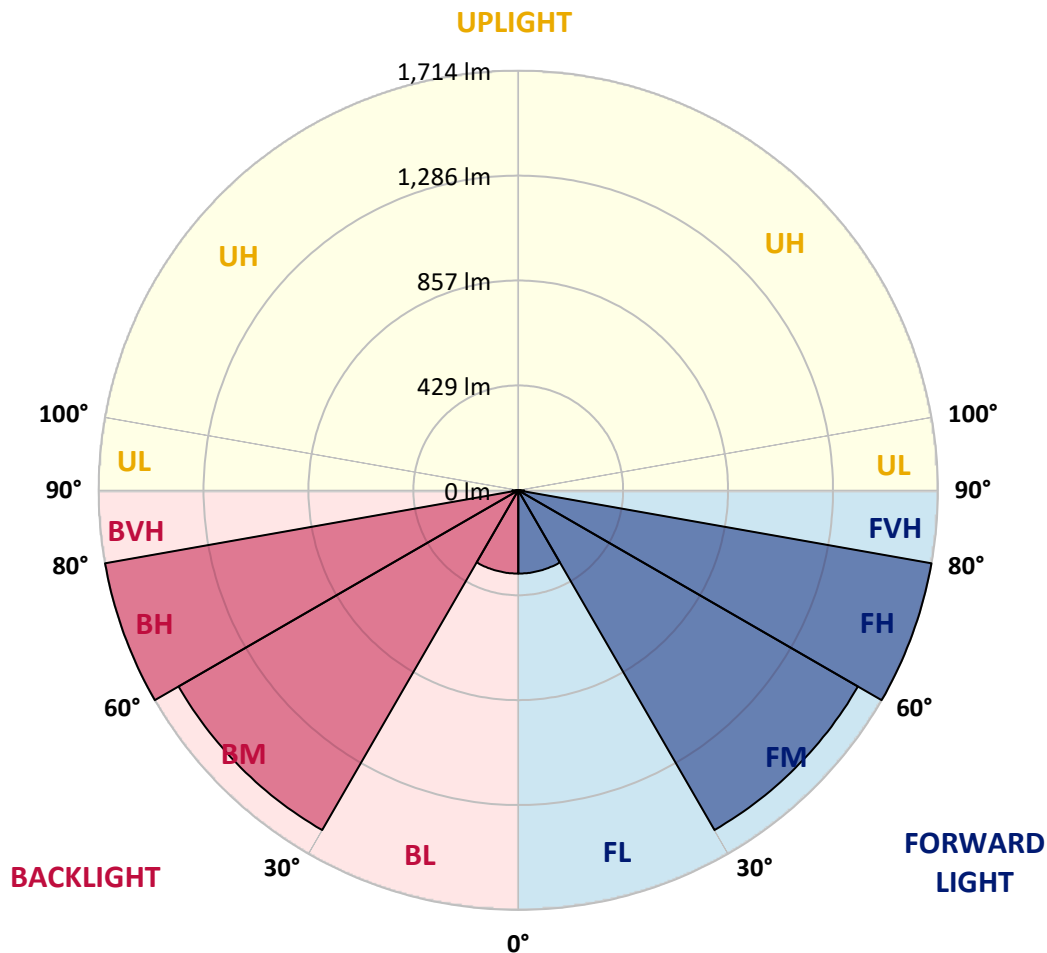
REPORT NUMBER: P316666  
 CATALOG NUMBER: GAN-SA2A-722-U-5MQ

**LUMINAIRE CLASSIFICATION SYSTEM LUMEN TABLE AND BUG RATING:**

Zone	Lumens	% Fixture	Zone Rating/Lumen Limit		
			B	U	G
FL (0°-30°)	340.1	4.6			
FM (30°-60°)	1602.7	21.8			
FH (60°-80°)	1714.4	23.3			G1/1800
FVH (80°-90°)	23.8	0.3			G1/100
BL (0°-30°)	340.1	4.6	B1/500		
BM (30°-60°)	1602.7	21.8	B2/2500		
BH (60°-80°)	1714.4	23.3	B3/2500		G1/1800
BVH (80°-90°)	23.8	0.3			G1/100
UL (90°-100°)	0.0	0.0		U0/0	
UH (100°-180°)	0.0	0.0		U0/0	

**BUG Rating: B3-U0-G1**

Type V Short





REPORT NUMBER: P316666  
 CATALOG NUMBER: GAN-SA2A-722-U-5MQ

**CANDELA DISTRIBUTION (FULL):**

	0°	5°	15°	25°	35°	45°	55°	65°	75°	85°	90°
0°	804.0	804.0	804.0	804.0	804.0	804.0	804.0	804.0	804.0	804.0	804.0
2.5°	802.8	802.1	803.8	803.6	802.1	802.3	802.3	803.1	803.1	802.6	802.6
5°	799.9	799.4	801.4	801.4	799.9	800.4	800.9	801.6	801.4	800.9	800.6
7.5°	796.2	796.0	798.0	798.0	797.0	797.5	797.0	797.2	796.7	796.2	795.5
10°	790.2	790.6	792.3	792.8	792.8	793.1	792.6	791.4	790.6	789.9	789.2
12.5°	784.6	784.3	786.7	788.0	789.9	792.1	790.6	787.2	785.8	784.3	783.8
15°	780.9	781.1	783.6	785.8	789.2	793.8	792.1	786.7	783.8	782.1	781.6
17.5°	780.2	780.7	783.8	787.7	791.4	796.5	795.5	790.2	785.3	782.1	781.4
20°	781.9	782.1	787.0	792.6	798.9	803.8	801.6	795.8	789.2	784.3	783.1
22.5°	785.0	786.0	792.1	800.9	810.6	817.2	814.5	804.5	794.3	788.2	786.5
25°	795.0	795.3	803.6	815.5	827.2	834.7	831.6	817.4	804.3	797.5	795.3
27.5°	815.7	816.5	824.8	838.6	848.6	853.5	851.6	840.1	828.9	821.6	822.3
30°	845.7	846.7	855.9	871.3	877.4	878.6	878.1	872.8	862.5	852.8	853.5
32.5°	882.3	882.7	895.2	909.1	913.9	914.9	913.9	909.1	896.9	883.7	884.4
35°	929.3	930.7	942.7	956.1	960.0	961.9	960.2	953.9	941.2	928.3	927.8
37.5°	987.3	987.5	999.9	1013.8	1018.7	1019.2	1017.2	1013.1	997.3	985.6	984.8
40°	1054.5	1055.5	1070.1	1085.0	1086.9	1084.7	1087.4	1085.0	1068.6	1055.2	1057.4
42.5°	1136.4	1138.6	1156.1	1170.7	1165.1	1163.9	1165.6	1166.4	1153.2	1136.9	1135.4
45°	1231.7	1233.6	1255.5	1267.2	1263.6	1255.5	1258.9	1264.8	1246.5	1226.3	1228.2
47.5°	1340.3	1345.2	1368.6	1379.5	1370.5	1359.6	1366.1	1374.9	1353.5	1328.4	1327.2
50°	1461.2	1467.3	1498.4	1513.8	1504.8	1484.6	1495.5	1501.4	1470.4	1438.0	1435.3
52.5°	1590.1	1596.2	1635.4	1667.1	1661.2	1629.8	1645.1	1639.0	1603.5	1559.8	1556.4
55°	1736.0	1738.4	1780.8	1832.0	1837.9	1814.7	1813.7	1803.7	1751.1	1700.7	1698.2
57.5°	1886.1	1887.8	1942.6	2003.0	2030.6	2030.6	2003.3	1982.1	1912.2	1853.7	1847.6
60°	2048.1	2054.2	2114.9	2197.0	2261.3	2280.3	2232.1	2174.3	2098.3	2026.9	2019.9
62.5°	2192.4	2199.4	2292.3	2414.6	2517.9	2587.1	2469.1	2375.1	2236.7	2122.2	2108.8
65°	2210.6	2229.6	2364.9	2586.3	2817.6	2955.7	2729.6	2497.9	2245.7	2086.6	2073.0
67.5°	2018.9	2051.0	2233.8	2578.5	3056.3	3352.9	2896.0	2427.7	2083.9	1908.0	1892.9
70°	1551.3	1598.1	1808.9	2255.5	3015.2	3480.8	2791.7	2125.4	1737.5	1548.2	1527.0
72.5°	851.1	870.3	1059.9	1544.5	2417.3	2957.9	2328.6	1571.5	1152.2	937.6	902.0
75°	270.0	276.8	373.3	632.0	1367.4	1959.2	1479.2	771.4	424.7	313.1	309.4
77.5°	119.9	120.6	135.0	184.4	471.0	992.6	565.8	210.0	144.7	126.5	130.6
80°	75.8	75.8	83.6	91.4	128.2	288.2	153.0	99.9	85.3	79.2	80.9
82.5°	36.3	40.2	54.3	58.5	70.4	97.0	78.5	65.3	57.0	42.4	39.5
85°	23.9	20.0	34.4	38.7	40.9	46.5	45.6	43.1	37.3	21.2	23.6
87.5°	10.7	10.2	17.8	16.3	15.3	11.7	17.5	21.7	21.0	10.5	10.5
90°	0.0	0.0	0.0	0.0	0.0	0.0	0.0	0.0	0.0	0.0	0.0

(END OF REPORT)